


# OPERATOR'S CHECKLIST

## SCORPION 10,000 TMA

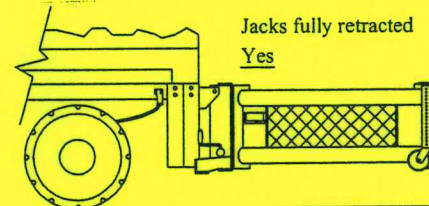
Before deployment of Scorpion 10,000 TMA, operator must observe the following checklist.

1. Check that all lights are in working order, such as brake, running and sidelights, etc.
2. Check all bolt/nut connections on Scorpion TMA mounting.
3. Check hydraulic pump to ensure no leakage etc. and check fluid level. Use only AUTO TRANSMISSION FLUID.
4. Check all hydraulic hose/connections to detect any leakage including hydraulic pistons.
5. Check battery connection to insure a good contact connection and clean grease-dirt if required to ensure a full battery charge for Scorpion 10,000 TMA operation.
6. Trial-activate the hand-held controller to ensure the hydraulic mechanism is in working order.
7. Check Energy Absorbing Cartridges for any loose bolts. Retighten if loose.
8. Grease all hinge points.
9. Check all electrical wire cables and ensure all cables do not come in contact with hinge joints to prevent being damaged during movement of the strut to the 90° position.
10. Use correct method in deploying jacks.

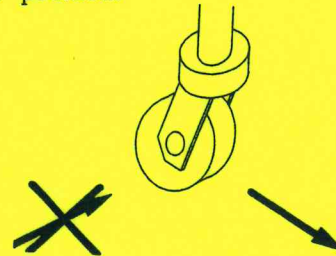
A. Do not back up truck with TMA jacks down.



B. Fully retract all jacks before moving truck.



C. Rock TMA sideways if caster wheels are "hung up" at 90° position.



D. Lubricate casters for easy operation.